

## 1. Log on to Atomic Learning

Go to [www.atomiclearning.com](http://www.atomiclearning.com) and type in the username and password provided to you by Atomic Learning's customer support team.

**Note:** You may not see username and password fields because your school automatically logs you in.



## 2. Find what you need

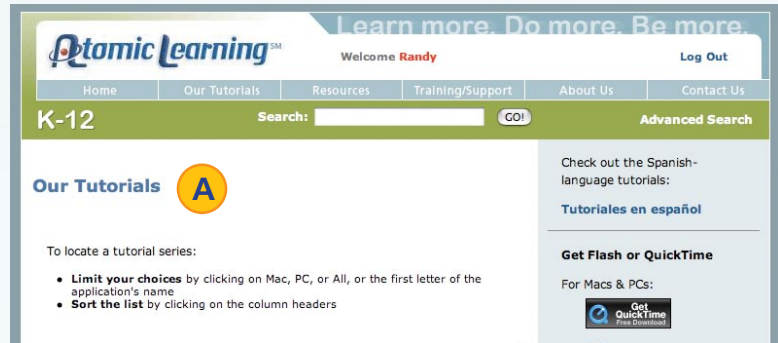
- A** Use the blue tabs to easily navigate around the website.
- B** Type in your software question here and click Go! to find your answer.
- C** Check out the right column for featured tutorials and Lesson Accelerators, customer comments, and other helpful links.
- D** These articles will keep you up to date on industry happenings and new releases from Atomic Learning.
- E** Before you can watch our award-winning tutorials, you'll need to download either Flash or QuickTime. Check out the links for more information.



## 3. Points of interest

### A Our Tutorials

- Click on the Our Tutorials link in the navigation bar to access an index of tutorial series. From there, you can sort the tutorial series by application, platform, or publisher. Once you click on the series you want, you'll be brought to the list of tutorials.
- You can also look for tutorials by using the search feature at the top of the page—just type in your software question!



### B Resources

- Click on the Resources tab in the navigation bar to access Lesson Accelerators. Lesson Accelerators are ready-made student projects that incorporate technology. All Lesson Accelerators include a lesson plan, tutorials to guide students through the project, and a sample finished product.
- From the Resources tab, you can also access Workshops. Workshops are a great tool for professional development. Learn about mail merge, designing newsletters, creating podcasts, and more!
- Atomic Learning's Digital and Video Storytelling Guide is another valuable resource. This guide will help improve the quality and effectiveness of your video stories. You can also download the FREE Video StoryBoard Pro software which many teachers and students use to create video projects.



Title	Preview	Type	Application	Platform
A Day with Beauford Cat	Yes	Multimedia	iPhoto 5	Mac
A Day with Beauford Cat	Yes	Multimedia	Photoshop Album 2	PC
All-Star Fantasy	Yes	Database	FileMaker Pro 8	PC
All-Star Fantasy	Yes	Database	FileMaker Pro 7	Mac
Animal Playing Cards	Yes	Database	Access 2003	PC
Animal Playing Cards	Yes	Database	AppleWorks 6	Mac
CD Collection	Yes	Database	FileMaker Pro 8	PC
Charting the Heights	Yes	Spreadsheet	Excel 2003	PC
Charting the Heights	Yes	Spreadsheet	Excel 2004	Mac
Econ Game	Yes	Presentation	PowerPoint 2003	PC

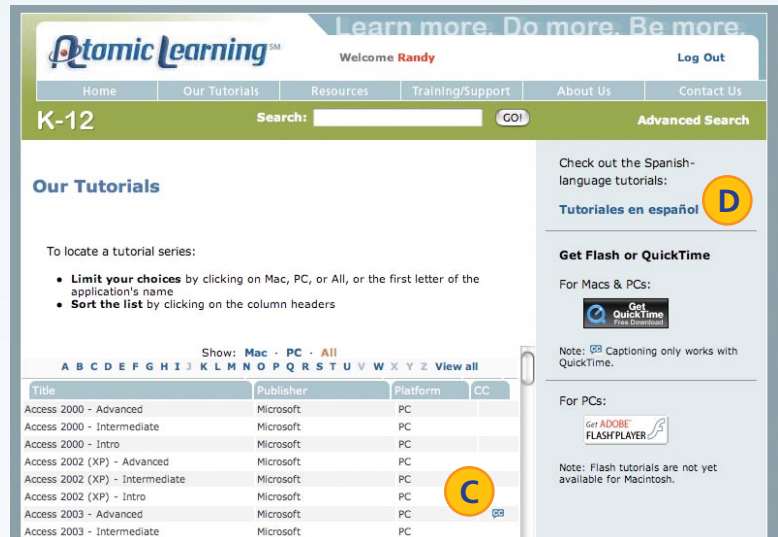


## C Closed-captioning

— Thousands of Atomic Learning’s tutorials are closed-captioned. Check for the closed-captioning icon and turn this function on or off by clicking the link in the right column.

## D Tutorials in Español

— We also have many software tutorials for Spanish-speakers. On the tutorial series index page, choose the Español link in the upper right part of the page.



Learn more. Do more. Be more.

Atomic Learning<sup>SM</sup> Welcome Randy Log Out

Home Our Tutorials Resources Training/Support About Us Contact Us

K-12 Search:  GO! Advanced Search

### Our Tutorials

To locate a tutorial series:

- **Limit your choices** by clicking on Mac, PC, or All, or the first letter of the application's name
- **Sort the list** by clicking on the column headers

Show: Mac - PC - All

A B C D E F G H I J K L M N O P Q R S T U V W X Y Z View all

Title	Publisher	Platform	CC
Access 2000 - Advanced	Microsoft	PC	
Access 2000 - Intermediate	Microsoft	PC	
Access 2000 - Intro	Microsoft	PC	
Access 2002 (XP) - Advanced	Microsoft	PC	
Access 2002 (XP) - Intermediate	Microsoft	PC	
Access 2002 (XP) - Intro	Microsoft	PC	
Access 2003 - Advanced	Microsoft	PC	
Access 2003 - Intermediate	Microsoft	PC	

Check out the Spanish-language tutorials: **D**

**Tutoriales en español**

**Get Flash or QuickTime**

For Macs & PCs:

Get QuickTime Free Download

Note: Captioning only works with QuickTime.

For PCs:

Get ADOBE FLASH PLAYER

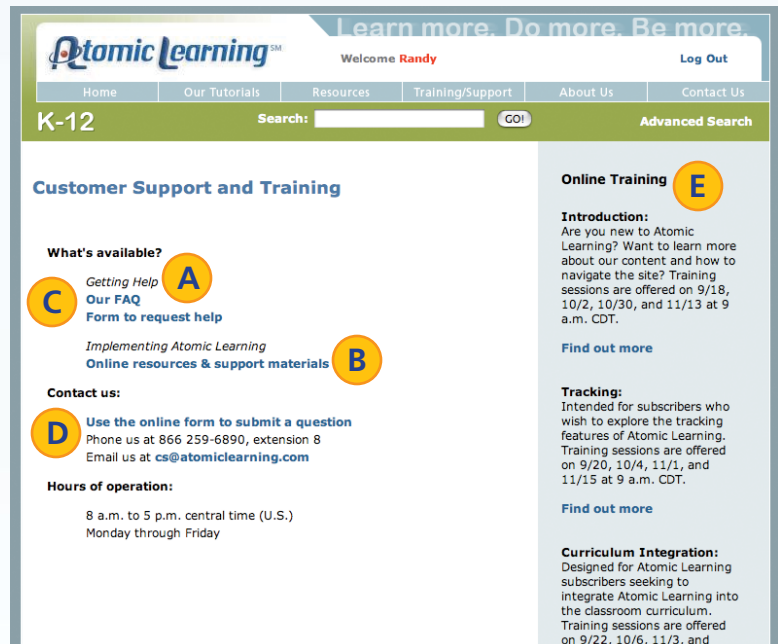
Note: Flash tutorials are not yet available for Macintosh.

## 4. Training and support

Atomic Learning will be with you every step of the way to help you successfully implement technology learning within your school or district. Check out these areas for helpful tools and resources.

- A** Getting Started Tutorial
- B** Support materials
- C** FAQs
- D** Contact Us
- E** Online training sessions

**Note:** You can also sign up to receive AL’s *Weekly Tech Tips* and e-newsletters. From the home page, select the newsletter link in the right column.



Learn more. Do more. Be more.

Atomic Learning<sup>SM</sup> Welcome Randy Log Out

Home Our Tutorials Resources Training/Support About Us Contact Us

K-12 Search:  GO! Advanced Search

### Customer Support and Training

**What's available?**

- C** Getting Help **A**
- C** Our FAQ **A**
- C** Form to request help **A**
- Implementing Atomic Learning **B**
- Online resources & support materials **B**

**Contact us:**

- D** Use the online form to submit a question **D**

Phone us at 866 259-6890, extension 8  
Email us at [cs@atomiclearning.com](mailto:cs@atomiclearning.com)

**Hours of operation:**

8 a.m. to 5 p.m. central time (U.S.)  
Monday through Friday

**Online Training **E****

**Introduction:**  
Are you new to Atomic Learning? Want to learn more about our content and how to navigate the site? Training sessions are offered on 9/18, 10/2, 10/30, and 11/13 at 9 a.m. CDT.

**Find out more**

**Tracking:**  
Intended for subscribers who wish to explore the tracking features of Atomic Learning. Training sessions are offered on 9/20, 10/4, 11/1, and 11/15 at 9 a.m. CDT.

**Find out more**

**Curriculum Integration:**  
Designed for Atomic Learning subscribers seeking to integrate Atomic Learning into the classroom curriculum. Training sessions are offered on 9/22, 10/6, 11/3, and

